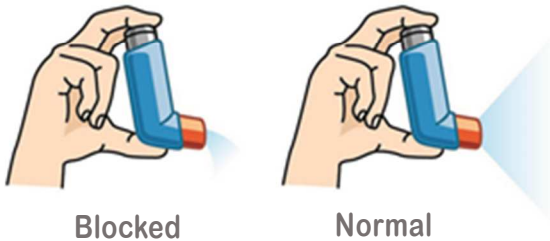


Cleaning of the MDI

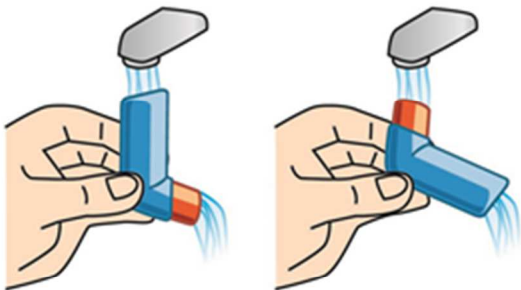
Wash the MDI at least once a week to prevent blockage of the inhaler.

1. Remove the canister and cap from the plastic cover.
2. Rinse the plastic cover through the top to bottom for 30 seconds under running luke warm water. Do not soak the canister into water.
3. Let plastic cover completely air dry (Do not wipe) so it will not cause blockage.
4. Place the canister and cap back to the plastic cover when completely air dry.



Blocked

Normal



Rinse under running luke warm water



Precautions

If MDI is for prolong use, please make sure there is enough dosage in the MDI. If no watery sound upon shaking the MDI, please consult your doctor or Pharmacist.

If your inhaler contains steroid, rinse your mouth after use to prevent fungal infection.

This guidance is for reference only .

You should always follow your doctor's instructions.
Check with your doctor or pharmacist if you have any questions.

Do not share your medications with other people.

如有任何查詢，歡迎聯絡我們
For enquiry, please feel free to contact us

藥劑部 Pharmacy

地址: 香港銅鑼灣東院道2號 聖保祿醫院

Address: St. Paul's Hospital

No. 2, Eastern Hospital Road, Causeway Bay, Hong Kong

電話 Tel: 2830 3725

網址 Website: www.stpaul.org.hk

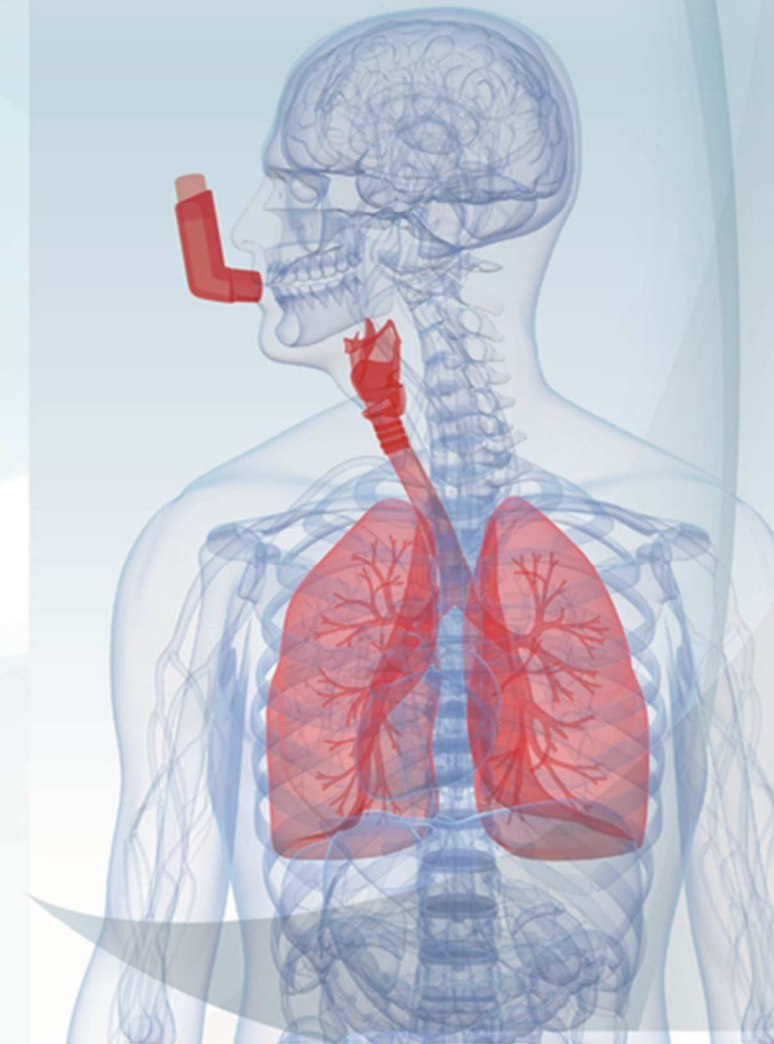
Ref. No.: PHAR-12

Ver.4 Updated: 04/2022



How to use Metered-Dose Inhaler

藥劑部
Pharmacy



Proper use of MDI

To effectively control the airway disease, inhaler must be used appropriately. Improper use of inhaler can result in poor treatment outcome.

Priming is generally required for a new inhaler :

(A) Shake the inhaler and open the cap of the mouthpiece.

(B) Press the canister for 2 times into the air *

* Priming may vary in different products, please refer to the product package leaflet

- 1 Shake the inhaler.
- 2 Open the cap of the mouthpiece.
- 3 Hold the inhaler upright.



- 4 Breath out gently through your mouth.



- 5 Place the mouthpiece between the upper and lower teeth, seal your lips to cover the mouthpiece.



- 6 While you are breathing in, press down your inhaler one time to release the medication.



- 7 Remove the mouthpiece from your mouth and seal your lips.



- 8 Hold your breathe for 10 seconds to make sure the medication go deep into your lungs.



- 9 Slowly breath out by your mouth.

**If more than 1 dose is required, wait for half minute and repeat step (3) to (9). Place the cap back to the mouthpiece after use.